

SEAPORT

IN THE

CITY *of* **BOSTON**

IN BOSTON

WE WERE BORN IN **100+ COUNTRIES.**

WE SPEAK OVER **60 LANGUAGES.**

WE LEAD **REVOLUTIONS.**

WE ARE **DREAMERS AND DOERS.**

WE ARE **ENTREPRENEURS.**

WE **INVENT THE FUTURE.**

FOR 400 YEARS, WE'VE BEEN A CITY
BUILT ON **BIG IDEAS AND HARD WORK.**





**\$4.3
BILLION**

Immigrants living in Boston contribute \$4.3 billion worth of consumer spending, which supports almost 20,000 jobs

*"Both McKinsey and Bersin by Deloitte have made the case that inclusive workplaces lead to positive financial outcomes for companies, and **Boston has the multicultural talent on hand to fuel growth.**"*

— Jesse Mermell
President, The Alliance for Business Leadership

75 COLLEGES AND UNIVERSITIES ACROSS BOSTON

TOP 3

HOSPITALS AND CANCER CENTERS IN THE WORLD ARE LOCATED IN BOSTON, SERVING AS A GLOBAL LEADER IN HEALTHCARE, RESEARCH, AND DEVELOPMENT

Boston |

TALENT BASE SUPPORTED BY THE **MOST EDUCATED WORKFORCE IN AMERICA**

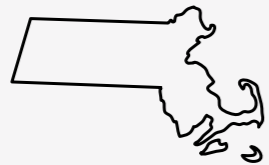
#1

HIGHEST SHARE OF YOUNG ADULTS AMONG ALL U.S. PEER CITIES, AT 35%

OF THE WORKING POPULATION IS FOREIGN BORN

30%

In the past three years,
Boston has added
16.6 million square feet
of development.




▲ **60,000**

NEW JOBS IN
MASSACHUSETTS
FROM 2014 TO 2016



▲ **20,000**

NEW JOBS IN
BOSTON
FROM 2014 TO 2015



▲ **>10%**

HIGH TECHNOLOGY
INDUSTRY GROWTH
ANNUALLY SINCE 2010

Companies Growing In Boston



CONVERSE

SEAPORT



cybereason

wayfair

OPTUM

asics VERTEX BCG
Fidelity INVESTMENTS zipcar
WELLINGTON MANAGEMENT GE LogMeIn ptc
amazon ALEXION
redhat.
P&G Reelata STATE STREET massrobotics
Reebok flex
nuTonomy MC
MASSCHALLENGE

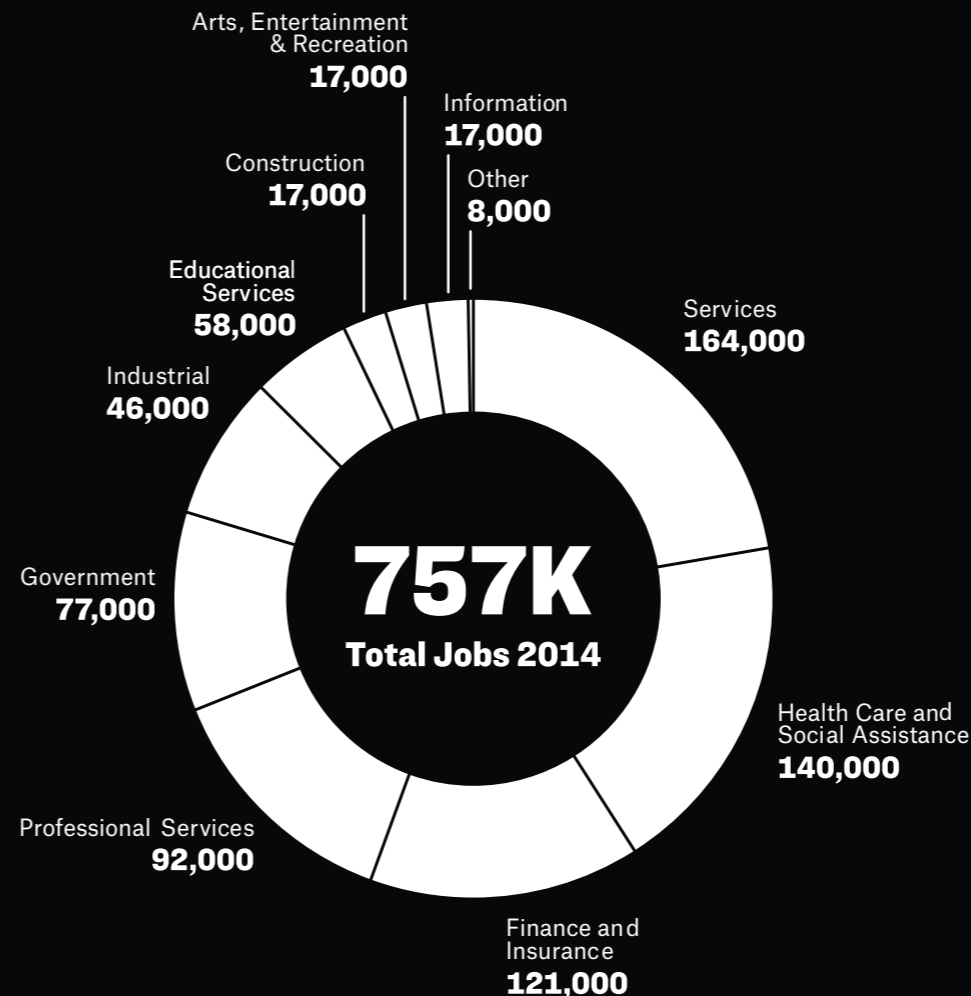
Robust Labor Force:


#1 BOSTON IS THE LARGEST
EMPLOYMENT CENTER IN THE
NEW ENGLAND REGION

757,000+ JOBS IN THE
CITY OF
BOSTON

52.1% OF BOSTON'S LABOR
FORCE HOLDS
A BACHELOR'S
DEGREE OR HIGHER

22yrs BOSTON LED THE
NATION IN TOTAL
DOLLARS OF NIH
FUNDING FOR 22
YEARS IN A ROW



 **11.8%**
VS.
6.5%

% OF PAYROLL JOBS
IN PROFESSIONAL,
SCIENTIFIC,
AND TECHNICAL
SERVICES IN
COMPARISON
TO U.S. AVERAGE




300,000+
STUDENTS ENROLLED
IN COLLEGES AND
UNIVERSITIES ANNUALLY



25%
INCREASE IN REGIONAL
RESIDENTS WITH
DEGREES IN COMPUTERS,
MATHEMATICS, AND
STATISTICS SINCE 2010


Exceptional Place To Live

98% OF BOSTONIANS ARE WITHIN A TEN MINUTE WALK OF A PARK OR OPEN SPACE

 MASSACHUSETTS IS RANKED AS THE BEST STATE FOR PUBLIC EDUCATION

38 MILES OF CONNECTED HARBOR WALK


4 JAMES BEARD AWARD WINNING CHEFS IN BOSTON



33% OF BOSTON RESIDENTS TAKE PUBLIC TRANSPORTATION TO WORK



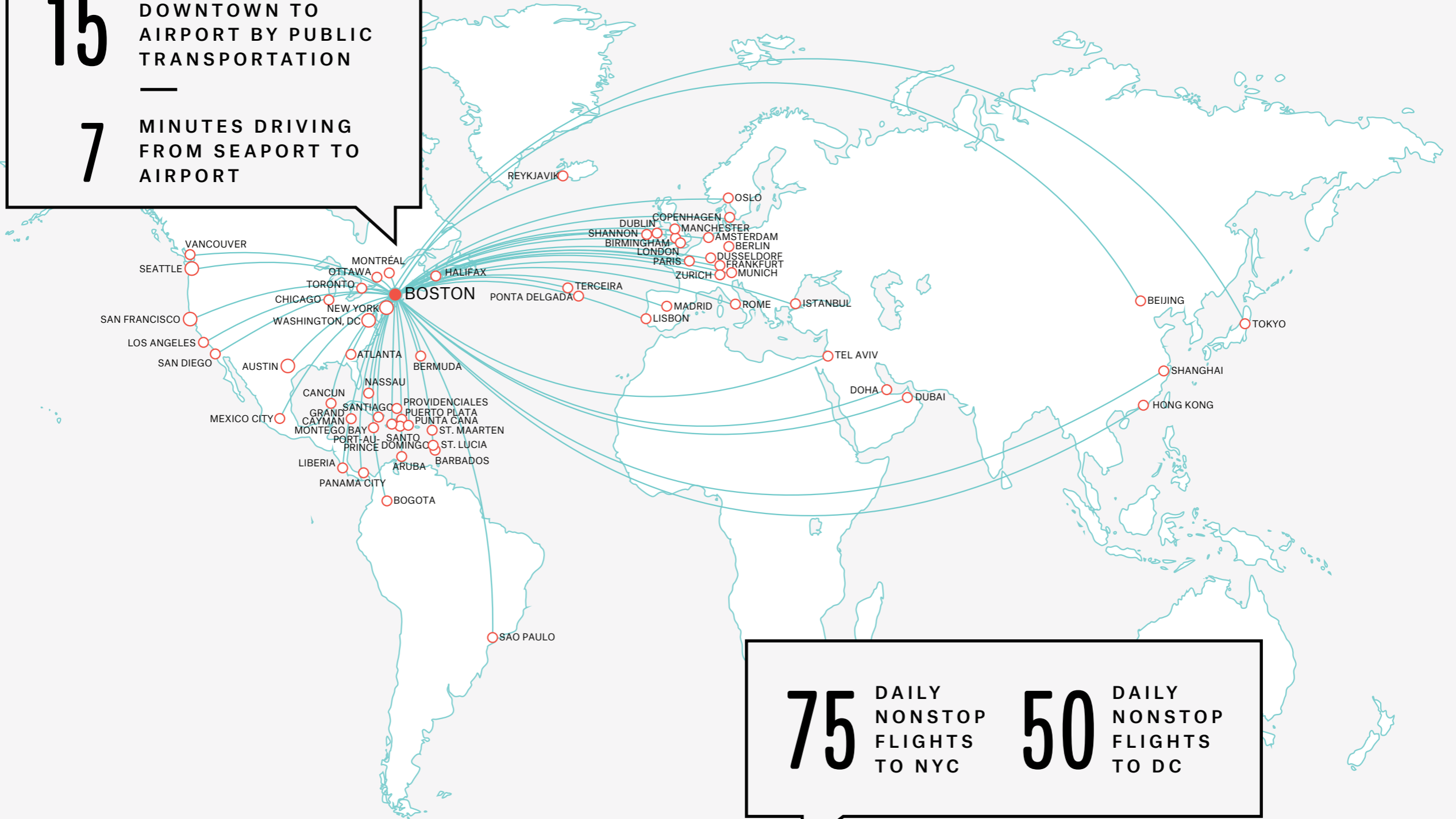
16% COMMUTE BY WALKING OR BICYCLING



#3 U.S. CITY FOR WALKABILITY, AFTER NYC AND SAN FRANCISCO

Connected To The World

15 MINUTES FROM DOWNTOWN TO AIRPORT BY PUBLIC TRANSPORTATION
 —
7 MINUTES DRIVING FROM SEAPORT TO AIRPORT



75 DAILY NONSTOP FLIGHTS TO NYC
50 DAILY NONSTOP FLIGHTS TO DC

ONLY SELECT NONSTOP DOMESTIC FLIGHTS ARE INDICATED

Bright Outlook

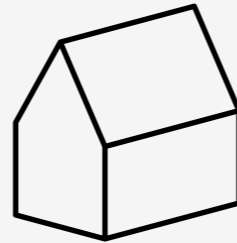
190,000+

ANNUAL GRADUATES

82,700+
BACHELOR'S DEGREES

56,572
MASTER'S DEGREES

13,736
PHDS



BOSTON IS AHEAD OF SCHEDULE FOR ITS 2030 HOUSING GOALS WITH 80% OF THE NEW UNITS BUILT, PERMITTED, OR PLANNED



#19 out of 120

GLOBAL CITIES FOR CITY COMPETITIVENESS BASED ON ITS EFFECTIVE ABILITY TO ATTRACT CAPITAL, BUSINESSES, TALENT, AND VISITORS



THE **LOWEST UNEMPLOYMENT RATE** AMONG ALL 25 PEER U.S. CITIES, AT **2.5%**

#1

U.S. CITY FOR ENERGY EFFICIENCY, SINCE 2013

#1

U.S. STATE FOR ENERGY EFFICIENCY, 7 YEARS IN A ROW

25% ↘

BOSTON'S CLIMATE ACTION PLAN SETS AGGRESSIVE CARBON REDUCTION TARGETS TO REDUCE GREENHOUSE GAS EMISSIONS BY 25% BY 2020 AND **ACHIEVE CARBON-NEUTRALITY BY 2050**



RECENT JOB DATA SUGGEST THAT **JOB GROWTH FOR THE CITY IS AHEAD OF PROJECTIONS**

Bright Outlook

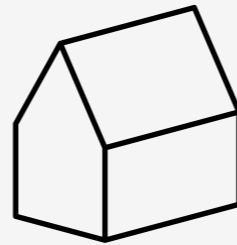
190,000+

ANNUAL GRADUATES

82,700+
BACHELOR'S DEGREES

56,572
MASTER'S DEGREES

13,736
PHDS



BOSTON IS AHEAD OF SCHEDULE FOR ITS 2030 HOUSING GOALS WITH 80% OF THE NEW UNITS BUILT, PERMITTED, OR PLANNED



#19 out of 120

GLOBAL CITIES FOR CITY COMPETITIVENESS BASED ON ITS EFFECTIVE ABILITY TO ATTRACT CAPITAL, BUSINESSES, TALENT, AND VISITORS

1.3%

AVERAGE ANNUAL EMPLOYMENT GROWTH FOR THE NEXT FIVE YEARS, AS SUGGESTED BY IMAGINE BOSTON 2030



RECENT JOB DATA SUGGEST THAT **JOB GROWTH FOR THE CITY IS AHEAD OF PROJECTIONS**

#1

U.S. CITY FOR ENERGY EFFICIENCY, SINCE 2013

#1

U.S. STATE FOR ENERGY EFFICIENCY, 7 YEARS IN A ROW

25% ↘

BOSTON'S CLIMATE ACTION PLAN SETS AGGRESSIVE CARBON REDUCTION TARGETS TO REDUCE GREENHOUSE GAS EMISSIONS BY 25% BY 2020 AND **ACHIEVE CARBON-NEUTRALITY BY 2050**

B | SEAPORT

B

WHAT DOES **AN OLD CITY** KNOW
ABOUT **NEW WAYS OF DOING THINGS** ?